

# Retrotec Model Q4E

## Blower-Door

(Pro Performance, Fast Set-Up with Automatic Pressure and Flow Control)



Retrotec Model Q4E consists of a DM-2A, a 3200 Fan and a cloth door panel. Add fan case, software and accessory options.



Rapid Set-Up Door Panel with Case



DM-2A measures and controls pressure and air-flow automatically. Air-change rate, ELA or air-flow per unit area results without a computer!



3200 Fan has a variable frequency drive that runs on both 110 and 240 Volts. On 50 Hz other fans slow down to 4000 + cfm while this fan still puts out 8000 cfm! Built-in computer controls pressure or flow.

# Retrotec Model Q4E Specifications

Fan Flow (accuracy +/- 5%, +/- 3% with Auto-Correct in Retrotec software)

	CFM	Liters/s	m <sup>3</sup> /h
Maximum Flow in Free Air	8,100	3,823	13,762
Maximum Flow at 50 Pascal test pressure	8,000	3,776	13,592
At 50 Hz, NO power is lost due to variable frequency drive	8,000	3,776	13,592
Maximum Flow at 300 Pascal test pressure	4,000	1,888	6,796
Minimum Flow on Range Configuration C1 at 10 Pa	38	18	65

Dimensions	inches	cm	inches	cm
Fan height	26	66	Fan Depth	9.5 24.1
Fan Inlet diameter	22	56	Panel height	76.5 to 87 194 to 221
Panel Case (included)	31 x 30 x 7	77 x 76 x 18	Panel width	28.5 to 41.5 72.4 to 105.4
Fan weight	37lb.	16.8 kg.	Fan Motor	2.0 hp, 16 amps at 120 V 9 amps at 240 Volts
Panel weight	21.5 lb.	9.8kg.		


Calibration meets:	Canadian CGSB-149.1-2002 & SuperE, USA ASTM E 779 - 03, European EN 13829 & CEN, UK TM-23 Energy Standards, Rain Penetration Standards. NFPA 2001- 01, ISO 14520 and UBC-905 fire standards.
--------------------	--

Specifications subject to change without notice. Infiltrator is a registered trademark of Retrotec.


**Optional Software:** custom designed software is available from Retrotec for energy analysis, large building testing & fire enclosure integrity testing.

See literature on gauges, fans and panels for case options and accessories.

## Other Infiltrator™ products from Retrotec




Add an R120 for ducts or tight houses



2nd fan for large buildings



rapid set-up hard panel



2 fans secure in hard panel



3 fan hard panel



Retrotec Energy Innovations Ltd.  
Phone (604) 732 0142  
Fax (604) 737 0162

[info@retrotec.com](mailto:info@retrotec.com)  
[www.retrotec.com](http://www.retrotec.com)